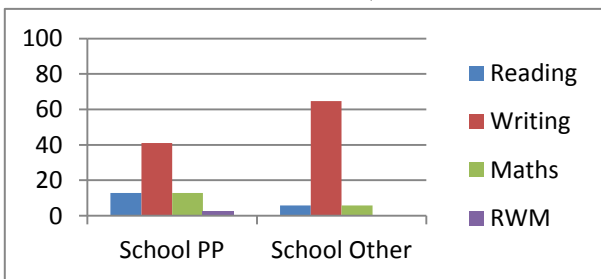
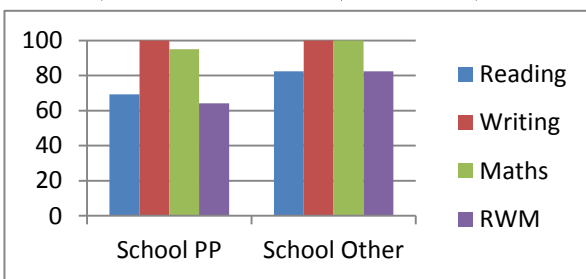


No of PP pupils: 39  
No. of non PP pupils: 17

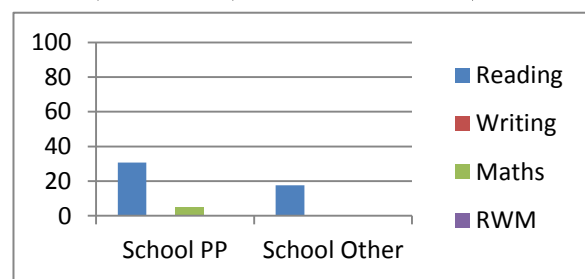
2016	Reading		Writing		Maths		Reading, writing and Maths	
	% working at a greater depth within the expected standard	School PP	12.8	School PP	41	School PP	12.8	School PP
School Other		5.9	School Other	64.7	School Other	5.9	School Other	0
School gap		6.9	School gap	23.7	School gap	6.9	School gap	2.6
LA PP		10.9	LA PP	19.2	LA PP	10	LA PP	3.2
LA Other		22.7	LA Other	30.6	LA Other	21.7	LA Other	9.1
LA gap		11.8	LA gap	11.4	LA gap	11.7	LA gap	5.9
% working at the expected standard	School PP	69.3	School PP	100	School PP	94.9	School PP	64.1
	School Other	82.4	School Other	100	School Other	100	School Other	82.4
	School gap	13.1	School gap	0	School gap	5.1	School gap	18.3
	LA PP	56.6	LA PP	74.7	LA PP	67	LA PP	45.6
	LA Other	75.6	LA Other	86.6	LA Other	80.7	LA Other	66.3
	LA gap	19	LA gap	11.9	LA gap	13.7	LA gap	20.7
% working towards the expected standard	School PP	30.7	School PP	0	School PP	5.1	School PP	0
	School Other	17.6	School Other	0	School Other	0	School Other	0
	School gap	13.1	School gap	0	School gap	5.1	School gap	0
	LA PP	38.6	LA PP	25.3	LA PP	28.1	LA PP	12.2
	LA Other	22.7	LA Other	13.3	LA Other	17.4	LA Other	5.7
	LA gap	15.9	LA gap	12	LA gap	10.7	LA gap	6.5



% working at a greater depth within the expected standard



% working at the expected standard



% working towards the expected standard