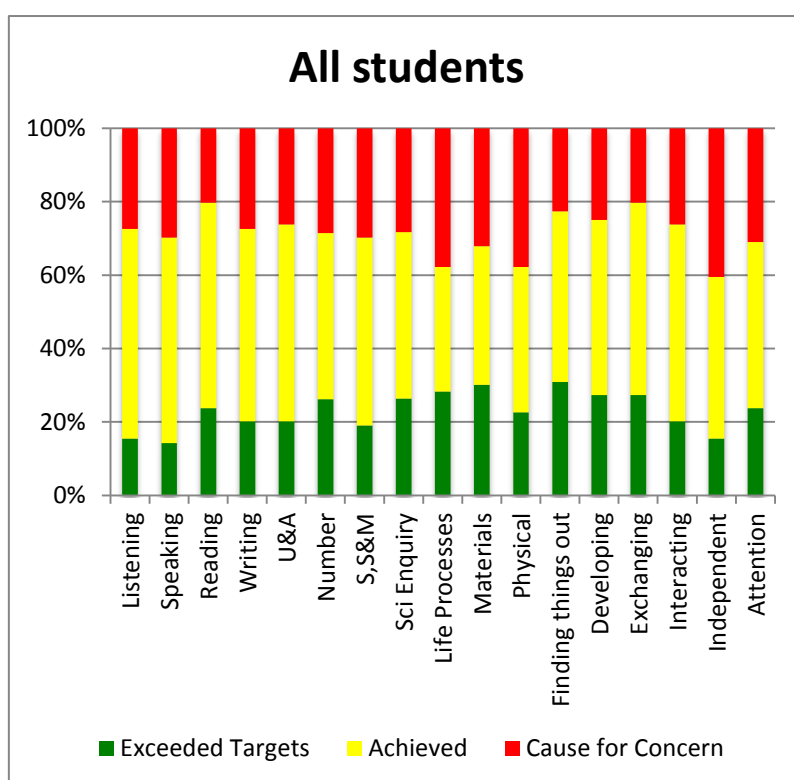


Pupil Progress 2013-14.

The following table shows our whole school pupil progress results. The percentage of pupils that achieved or exceeded their targets 2013-14.

| | Achieved/Exceeded | FSM Ach/Ex | LAC Ach/Ex | EAL Ach/Ex |
|---------|-------------------|------------|------------|------------|
| Overall | 72% | 74% | 76% | 81% |
| English | 74% | 70% | 80% | 75% |
| Maths | 73% | 72% | 81% | 75% |
| ICT | 78% | 77% | 86% | 85% |
| PSD | 68% | 76% | 72% | 85% |



Our overall areas of strength within each subject are:

English: Reading

Maths: Using & Applying

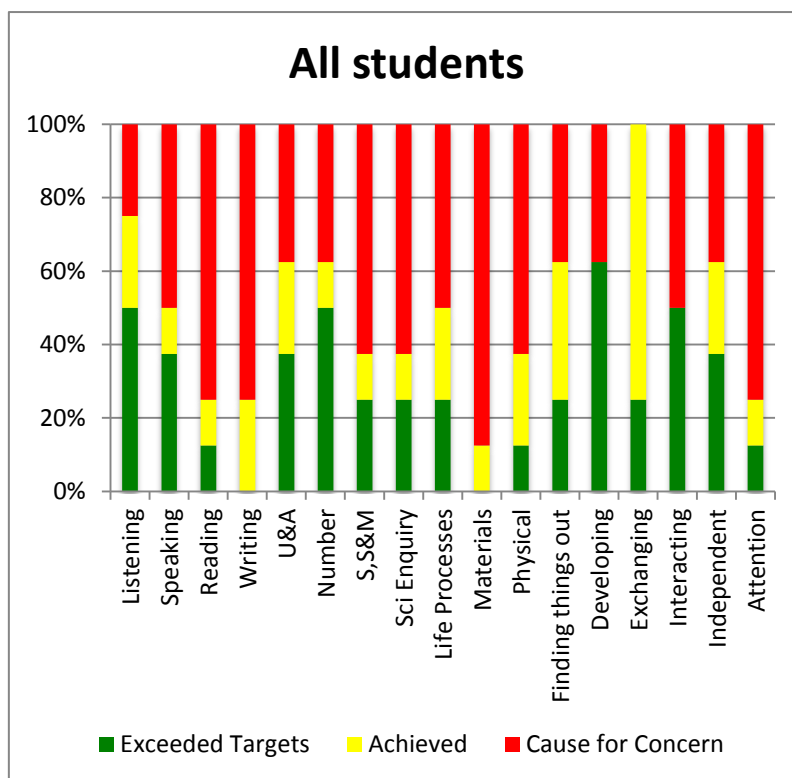
ICT: Exchanging and sharing information

PSD: Interacting & working with others.

Key Stage pupil progress 2013-14.

Key Stage 1

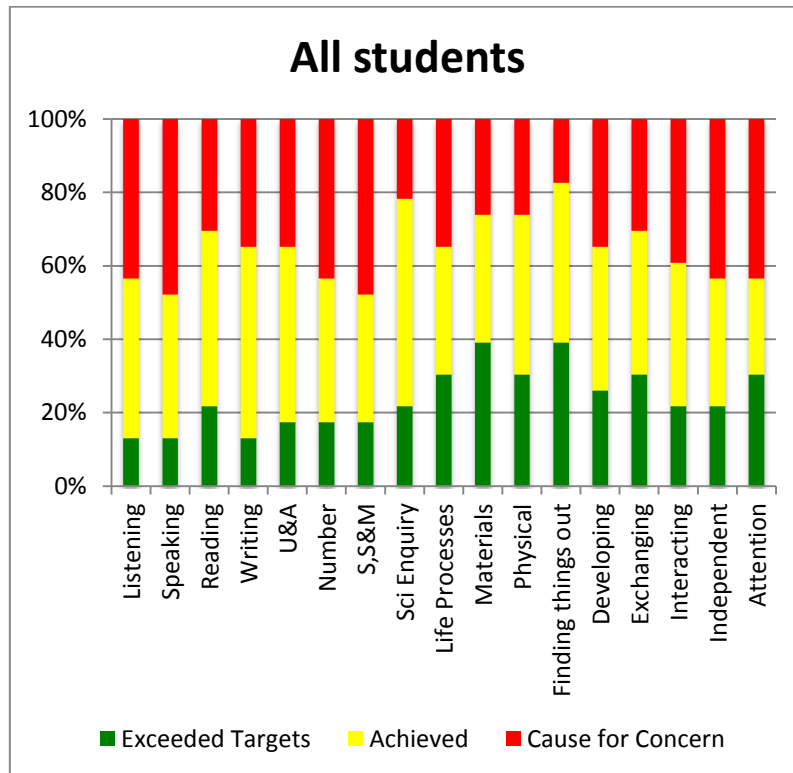
The following table and graph shows pupil progress results for Key Stage 1.



| | Achieved/Exceeded | FSM Ach/Ex | LAC Ach/Ex | EAL Ach/Ex |
|---------|-------------------|------------|------------|------------|
| Overall | 49% | 24% | N/A | 70% |
| English | 44% | 42% | N/A | 75% |
| Maths | 55% | 66% | N/A | 66% |
| ICT | 75% | 56% | N/A | 100% |
| PSD | 46% | 34% | N/A | 100% |

Key Stage 2

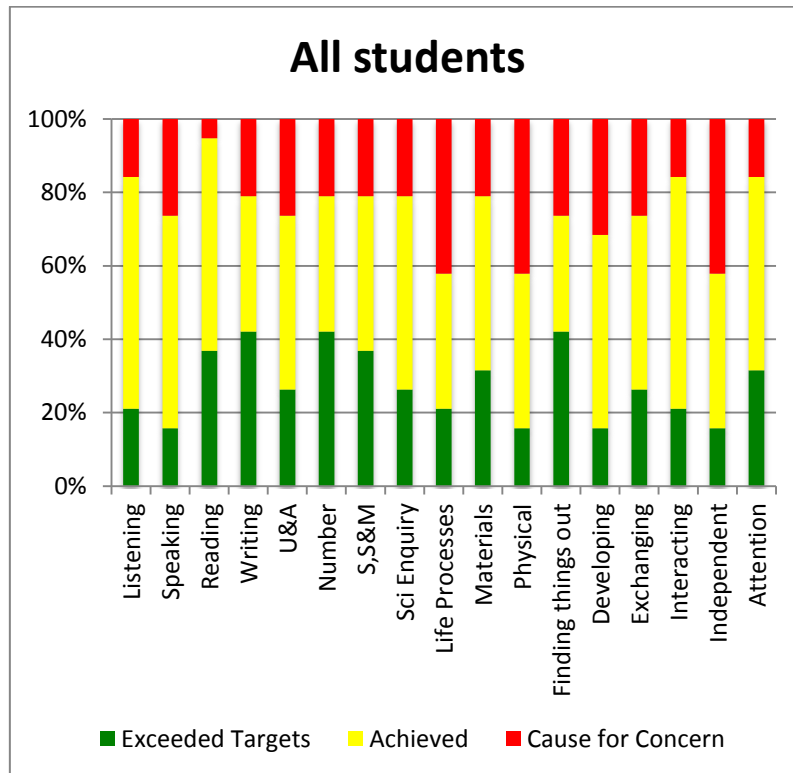
The following table and graph shows pupil progress results for Key Stage 2.



| | Achieved/Exceeded | FSM Ach/Ex | LAC Ach/Ex | EAL Ach/Ex |
|---------|-------------------|------------|------------|------------|
| Overall | 65% | 74% | 78% | 91% |
| English | 61% | 60% | 88% | 88% |
| Maths | 58% | 67% | 67% | 92% |
| ICT | 73% | 80% | 100% | 92% |
| PSD | 58% | 80% | 67% | 84% |

Key Stage 3

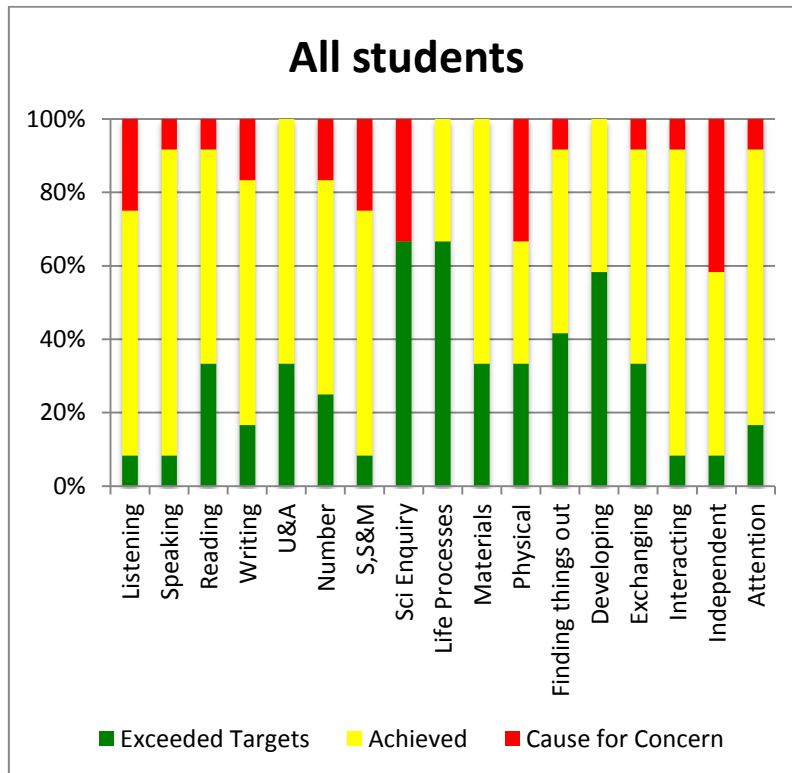
The following table and graph shows pupil progress results for Key Stage 3.



| | Achieved/Exceeded | FSM Ach/Ex | LAC Ach/Ex | EAL Ach/Ex |
|---------|-------------------|------------|------------|------------|
| Overall | 76% | 77% | 67% | 84% |
| English | 83% | 88% | 75% | 82% |
| Maths | 78% | 73% | 84% | 92% |
| ICT | 72% | 73% | 100% | 75% |
| PSD | 76% | 84% | 50% | 92% |

Key Stage 4

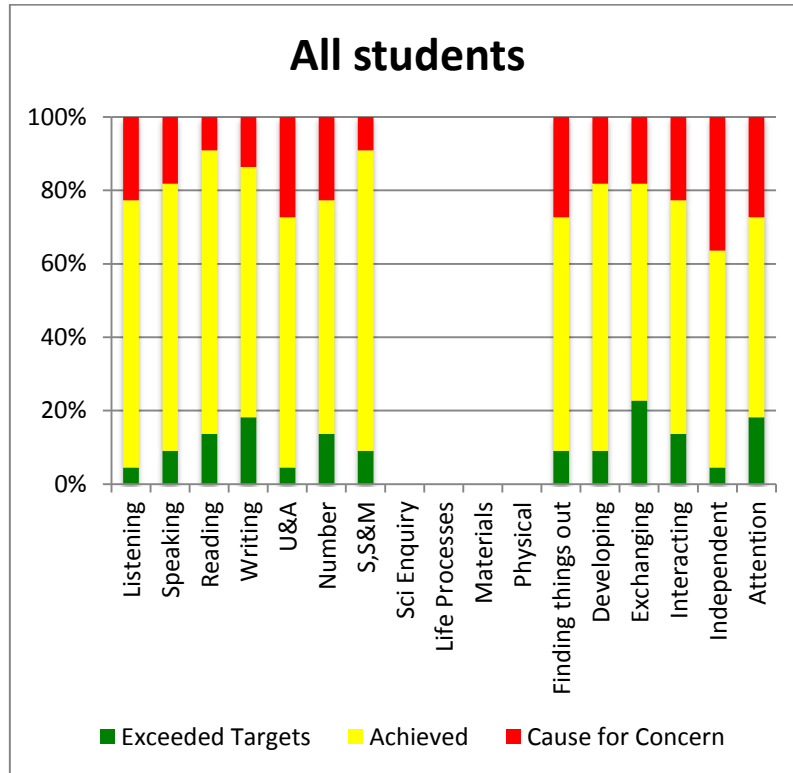
The following table and graph shows pupil progress results for Key Stage 4.



| | Achieved/Exceeded | FSM Ach/Ex | LAC Ach/Ex | EAL Ach/Ex |
|---------|-------------------|------------|------------|------------|
| Overall | 86% | 81% | 84% | 81% |
| English | 86% | 71% | 100% | 67% |
| Maths | 87% | 73% | 100% | 56% |
| ICT | 95% | 95% | 100% | 89% |
| PSD | 81% | 89% | 67% | 100% |

Post 16

The following table and graph shows pupil progress results for Post 16.



| | Achieved/Exceeded | FSM Ach/Ex | LAC Ach/Ex | EAL Ach/Ex |
|---------|-------------------|------------|------------|------------|
| Overall | 79% | 75% | 85% | 31% |
| English | 85% | 79% | 75% | 50% |
| Maths | 81% | 85% | 84% | 0% |
| ICT | 79% | 71% | 50% | 66% |
| PSD | 72% | 71% | 100% | 0% |