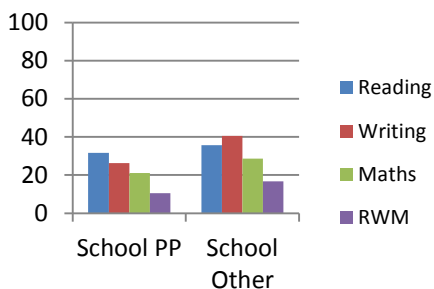
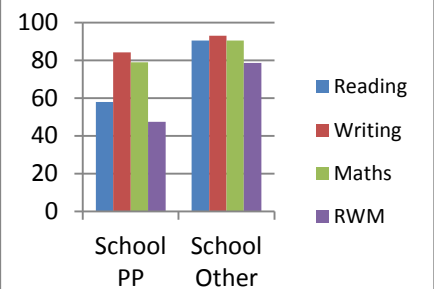


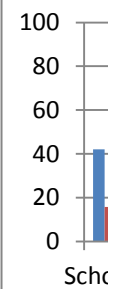
No of PP pupils:							
2017							
		Reading		Writing		Maths	
% working at a greater depth within the expected standard	School PP	31.6	School PP	26.3	School PP	21.1	
	School Other	35.7	School Other	40.5	School Other	28.6	
	School gap	4.1	School gap	14.2	School gap	7.5	
	LA PP	14.6	LA PP	19.7	LA PP	15.1	
	LA Other	29	LA Other	35.1	LA Other	26.7	
	LA gap	14.4	LA gap	15.4	LA gap	11.6	
% working at the expected standard	School PP	57.9	School PP	84.2	School PP	78.9	
	School Other	90.5	School Other	92.9	School Other	90.5	
	School gap	32.6	School gap	8.7	School gap	11.6	
	LA PP	63	LA PP	71.8	LA PP	72.7	
	LA Other	76.5	LA Other	81.5	LA Other	79.8	
	LA gap	13.5	LA gap	9.7	LA gap	7.1	
% working towards the expected standard	School PP	42.1	School PP	15.8	School PP	21.1	
	School Other	9.5	School Other	7.1	School Other	9.5	
	School gap	-32.6	School gap	-8.7	School gap	-11.6	
	LA PP	37	LA PP	27.9	LA PP	26.8	
	LA Other	23.1	LA Other	18.1	LA Other	19.8	
	LA gap	-13.9	LA gap	-9.8	LA gap	-7	



% working at a greater depth within the expected standard



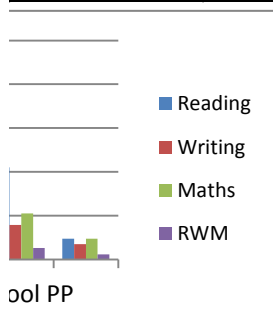
% working at the expected standard



% working towards the expected standard

2017

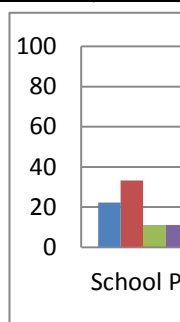
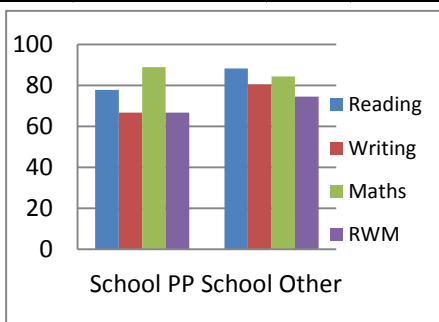
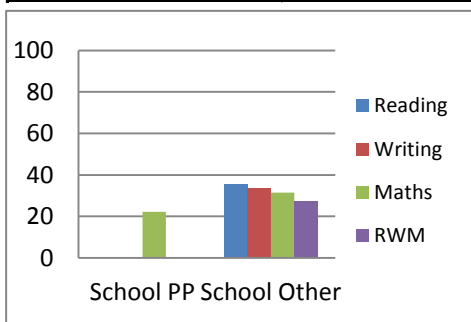
Reading, writing	
School PP	10.5
School Other	16.7
School gap	6.2
LA PP	5.2
LA Other	10.7
LA gap	5.5
School PP	47.4
School Other	78.6
School gap	31.2
LA PP	53.8
LA Other	79.8
LA gap	26
School PP	5.3
School Other	2.4
School gap	-2.9
LA PP	15.1
LA Other	10.1
LA gap	-5



Working towards the expected standard

Key Stage 1 - Pupil Premium

No of PP: 9						
2017	Reading		Writing		Maths	
% working at a greater depth within the expected standard	School PP	0	School PP	0	School PP	22.2
	School Other	35.3	School Other	33.3	School Other	31.4
	School gap	35.3	School gap	33.3	School gap	9.2
	LA PP	17.3	LA PP	11	LA PP	15
	LA Other	32.2	LA Other	20.5	LA Other	26.1
	LA gap	14.9	LA gap	9.5	LA gap	11.1
% working at the expected standard	School PP	77.8	School PP	66.7	School PP	88.9
	School Other	88.2	School Other	80.4	School Other	84.3
	School gap	10.4	School gap	13.7	School gap	-4.6
	LA PP	66.3	LA PP	58.5	LA PP	67.2
	LA Other	82.2	LA Other	76.9	LA Other	83.2
	LA gap	15.9	LA gap	18.4	LA gap	16
% working towards the expected standard	School PP	22.2	School PP	33.3	School PP	11.1
	School Other	11.8	School Other	19.6	School Other	15.7
	School gap	-10.4	School gap	-13.7	School gap	4.6
	LA PP	33.7	LA PP	41.1	LA PP	32.8
	LA Other	17.6	LA Other	23	LA Other	16.6
	LA gap	-16.1	LA gap	-18.1	LA gap	-16.2



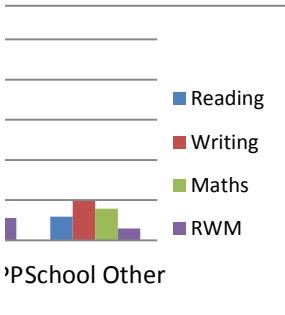
% working at a greater depth within the expected standard

% working at the expected standard

% working towards the expected standard

2017

RWM	
School PP	0
School Other	27.5
School gap	27.5
LA PP	7.9
LA Other	15.2
LA gap	7.3
School PP	66.7
School Other	74.5
School gap	7.8
LA PP	54.3
LA Other	72.6
LA gap	18.3
School PP	11.1
School Other	5.9
School gap	-5.2
LA PP	26.2
LA Other	11.8
LA gap	-14.4



towards the expected standard

St Aloysius RC Infants School
2017

% Expected or Exceeding

Number of FSM pupils: 5
of non FSM pupils: 57

Number

%FSM School	% Non FSM School	%FSM LA	% Non FSM LA	School % gap	LA % Gap	

Early Learning Goals

Good Level of Development	60.0	78.9	59.3	75.9	18.9	16.6
---------------------------	------	------	------	------	------	------

Prime Learning Goals

Communication & Language

Listening and attention	80.0	93.0	72.6	86.5	13.0	13.9
Understanding	80.0	91.2	71.9	86.0	11.2	14.1
Speaking	80.0	91.2	73.1	85.9	11.2	12.7

Physical Development

Moving and Handling	80.0	96.5	80.4	91.4	16.5	11.0
Health and self-care	80.0	94.7	79.6	92.1	14.7	12.5

Personal, Social & Emotional Development

Self-confidence & self-awareness	80.0	94.7	78.6	89.1	14.7	10.5
Managing feelings and behaviour	80.0	91.2	79.6	89.1	11.2	9.5
Making relationships	80.0	94.7	81.9	90.5	14.7	8.6

Specific Learning Goals

Literacy

Reading	60.0	82.5	64.6	80.3	22.5	15.8
Writing	60.0	82.5	61.8	77.9	22.5	16.1

Mathematics

Numbers	60.0	86.0	65.8	83.1	26.0	17.2
Shape, space and measures	60.0	86.0	68.1	84.2	26.0	16.1

Understanding the World

People and Communities	80.0	91.2	74.1	87.7	11.2	13.6
The world	80.0	87.7	74.4	86.6	7.7	12.2
Technology	80.0	98.2	80.7	91.9	18.2	11.3

Expressive arts and design

Exploring media and materials	80.0	89.5	78.4	89.9	9.5	11.5
Being imaginative	80.0	94.7	77.4	89.5	14.7	12.1

Areas of learning

Communication and language	80.0	89.5	68.1	83.1	9.5	15.0
Physical development	80.0	94.7	77.4	89.6	14.7	12.2
Personal, social and emotional development	80.0	91.2	74.4	86.0	11.2	11.6
Literacy	60.0	82.5	60.8	77.8	22.5	17.0
Mathematics	60.0	86.0	64.3	81.7	26.0	17.4
Understanding the world	80.0	87.7	69.8	84.4	7.7	14.6
Expressive arts and design	80.0	87.7	75.4	87.8	7.7	12.4

Average total points for cohort	34.8	36.7	31.2	34.5	1.9	3.3
---------------------------------	------	------	------	------	-----	-----